

| O&O DiskStat 2

Copyrights

Text, illustrations and examples have been produced with great care. The editor is neither legally nor in any other way liable for incorrect information given and its possible consequences.

This document is protected by copyright. All rights reserved. Without written approval no part of this document may be reproduced through photocopying, microfilming or any other procedure, nor may it be translated into a language used by machines, especially data-processing plants. Rights are likewise reserved for quotation in lectures, on radio and television.

Microsoft, Windows, Windows NT, Windows 2000, Windows XP, Windows Vista and Windows 2003 and Windows 2008 are registered trademarks of Microsoft Corporation, Redmond, USA. O&O and the O&O-Logo are registered trademarks of O&O Software GmbH, Berlin

Rev. 6/8/2009 - 3:53 PM

©1997-2009 O&O Software GmbH • Am Borsigturm 48 • 13507 Berlin • Germany

<http://www.oo-software.com>

Contents

About O&O DiskStat	1
Differences between the three Editions	1
System Requirements.....	2
Installation.....	3
Note about licensing.....	3
Enter license.....	3
Completing registration.....	4
Uninstall.....	4
Using the test version.....	4
Updates of O&O DiskStat.....	4
Getting started.....	5
Navigation Through Your Computer.....	6
Analyzing drives and folders.....	6
Analyzing drives.....	7
Analyzing Folders.....	8
Understanding the chart.....	10
Overview of the Hard Disk.....	10
Select chart type.....	11
Treemap.....	13
Deleting Superfluous Data.....	13
Advanced settings.....	14
Display details of files and folders.....	14
Display chart of an entire drive.....	15
Chart settings.....	16
Display Sub-Charts (Chart Navigation).....	17
Display smaller files and folders.....	18
Select number of folders in the chart.....	18
Set Chart Colors.....	18
Print/Save/Copy a chart.....	18

Select Language	19
Arrange by Type or Owner.....	19
View/Save/Print Reports.....	20
Support and Contact.....	21
Authorized Resellers.....	21
Online-Registration.....	22
What are the advantages of registering online with O&O?.....	22
How does online registration work?.....	22
End user license agreement (EULA).....	23

About O&O DiskStat

Many thanks for choosing O&O DiskStat! O&O DiskStat enables you to analyze used space on your hard disk with the help of Charts (Doughnut, Bar or Treemap). As soon as you start the program, you are presented with a concise overview of your entire hard disk. With the help of O&O DiskStat, you can identify and dispose of superfluous files, saving yourself valuable hard disk space in the process!

Using O&O DiskStat is similar to using Windows Explorer. You can navigate through your hard disk simply and clearly and analyze the folder and files on your drives. Unlike with Windows Explorer however, with O&O DiskStat, you can also analyze folders. This you can do either as a percentage or as a whole, depending on your requirements. O&O DiskStat also arranges the largest folders or applications automatically into a Top n list, saving you precious time in establishing space usage!

The following chapters will help you get started and explain how best to use O&O DiskStat.

We hope you enjoy our product, and that it saves you valuable time both at work and at home!

Yours O&O Software

<http://www.oo-software.com>

More:

[Analyzing Drives](#)

[Analyzing Folders](#)

[Deleting Superfluous Data](#)

[Differences between the three Editions](#)

Differences between the three Editions

O&O DiskStat 3 is available in three Editions:

- O&O DiskStat Professional Edition
- O&O DiskStat Workstation Edition and
- O&O DiskStat Server Edition

The Professional Edition is intended for desktop computer or individual drives. It cannot be used on a server operating system and has no network capabilities.

The Workstation Edition contains interfaces for running O&O DiskStat across a network in conjunction with O&O Enterprise Management Console 2. The Workstation Edition can only be applied on desktop computers.

The Server Edition contains interfaces for running O&O DiskStat across a network in conjunction with O&O Enterprise Management Console 2. The Server Edition can be applied on both servers and desktop computers.

System Requirements

- System with Intel® Pentium® III 400 MHz or comparable processor
- 256 MB RAM
- 10 MB free hard disk space
- VGA graphics card with minimum 800x600 and 256 colors
- CD/DVD drive, keyboard and mouse
- Windows™ 2000 Pro, XP and Vista®, Server 2000* (at Server 20003*, Windows XP or higher 32-Bit/64-Bit)
- .NET Framework 2.0 or higher

* O&O DiskStat Server Edition only

Installation

Installing O&O DiskStat is very straight forward. Please follow the steps below:

1. Start the computer on which you would like to install O&O DiskStat.
2. Login as local administrator or as a user possessing comparable permissions.
3. Start the installation file from O&O DiskStat, which you have either downloaded from our server or received on your personal CD ROM.
4. Please follow the installation dialogues.
5. When prompted, restart your computer.

More:

[Note about Licensing](#)

[Enter license](#)

[Completing registration](#)

[Uninstall](#)

Note about licensing

O&O DiskStat is licensed for each computer: in other words, you have to purchase a license for every computer where you want to install O&O DiskStat. You are not allowed to transfer this license on another computer.

If you would like to implement O&O DiskStat in your company or as a technician for your customers, please contact our resellers or distributors.

Enter license

Note: In order to activate the product after installation or to gain access to the Full Version at a later time, you must possess a valid license key. This license key is also called a registration code, serial number, or product ID. If you do not enter a valid license key, you can still use O&O DiskStat as a fully functional trial version for up to a maximum of 30 days. Should you have any questions, please contact our Support Team.

The dialogue for registration always appears automatically at the start to guide you if you are using an unregistered version or have entered the registration code incorrectly.

The registration wizard allows for a simple registration process. When you select the option Enter Registration Code, a dialog box will appear where you can enter the registration code you received when purchasing the software. Please make sure that you do not confuse the digit "1" with "l" or enter any empty spaces where they don't belong.

Press **Next** to save the registration data or **Cancel** to leave the dialog window without saving the data.

Should you run into any problems when entering your registration code, please contact our Support Team.

Completing registration

When you have correctly entered the license code you will receive confirmation in the dialog window. You can now register online and benefit from many advantages, such as technical support and free upgrades. To do so, simply click on [Register Product Online!](#) To close the wizard simply click on Close.

Uninstall

To remove O&O DiskStat from your PC, please follow the instructions below:

1. Open the Control Panel in the Windows start menu and select Add or Remove Programs.
2. Please select O&O DiskStat from the list of installed software programs and then click on the Add/Remove button.
3. Confirm the uninstallation of O&O DiskStat. Once uninstallation is complete, you will receive a confirmation message,

Using the test version

You can test O&O DiskStat for 30 days free of charge and with no obligation. Each time you start the program, the registration wizard will appear informing you of the remaining trial period. The test version allows the analysis of the system drives. All further drives can be analyzed whenever you buy the full version of O&O DiskStat.

Updates of O&O DiskStat

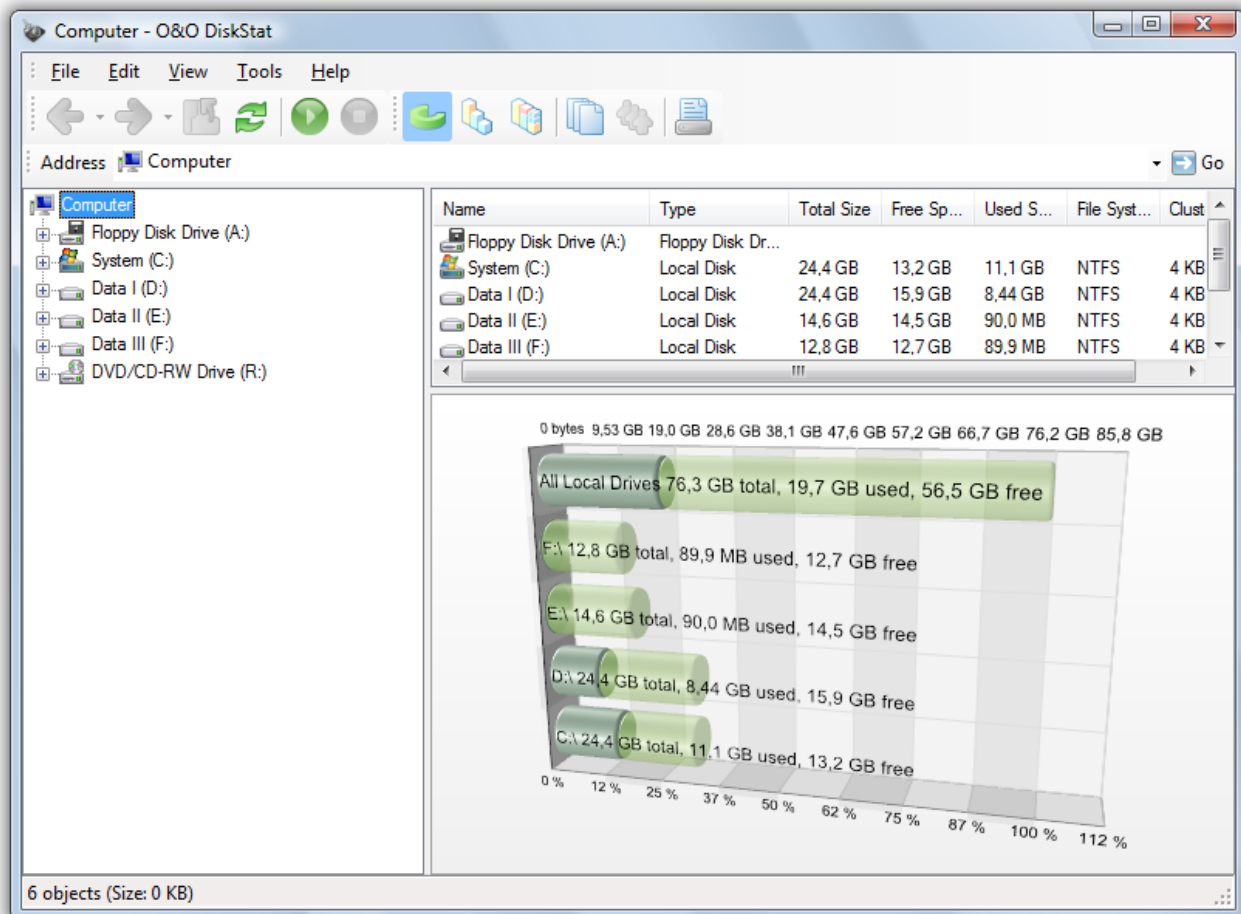
If you want to update O&O DiskStat to a newer version, you'll need the license key. Please follow the following directions:

1. First uninstall the previous version of O&O DiskStat.
2. Start the O&O DiskStat installation.
3. Simply follow the normal installation instructions.
4. Once finished, the new version is fully installed.

Getting started

Once it's successfully installed, you can start O&O DiskStat either under All Programs/O&O Software/O&O DiskStat or by double-clicking the program icon on the Desktop.

Note: If an error notification appears at the start of O&O DiskStat, this will be the result of defective software searching for removable drives, such as card readers or similar devices, that it is unable to find.



O&O DiskStat displaying used and free disk space of all your Drives

More:

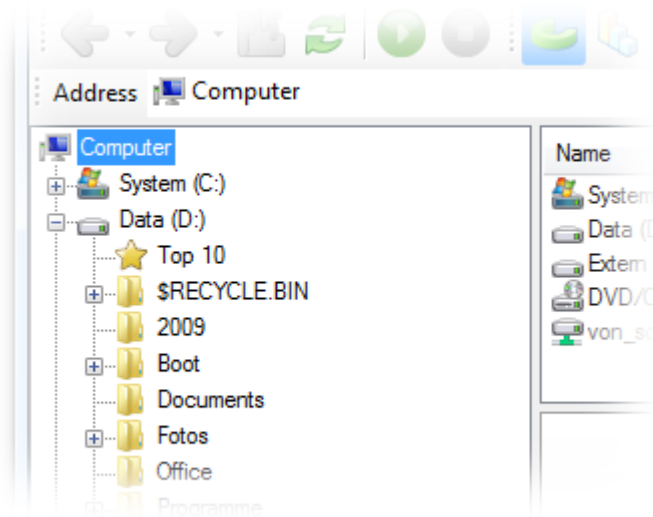
[Analyzing drives and folders](#)

[Understanding the chart](#)

[Deleting superfluous data](#)

Navigation Through Your Computer

In the Treeview, just as in Windows Explorer, you have a general summary of all the folders and subfolders in the drives. The Analysis of the Top n list enables detection of the largest files and folders on the drives.

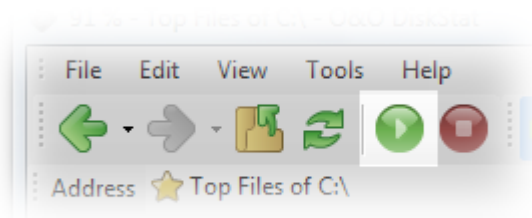


Treeview

Analyzing drives and folders

Analyzing your drive lets you see how much disk space individual programs, applications or folders are occupying. The result is displayed in the form of a chart which displays the distribution of disk space. Once an analysis is complete, you can remove no longer needed data from your drive, for example, old or superfluous files.

- Select a drive or folder in the navigation tree and then click Start analysis in the tool list.



Toolbar with analysis function

More:

[Analyzing drives](#)

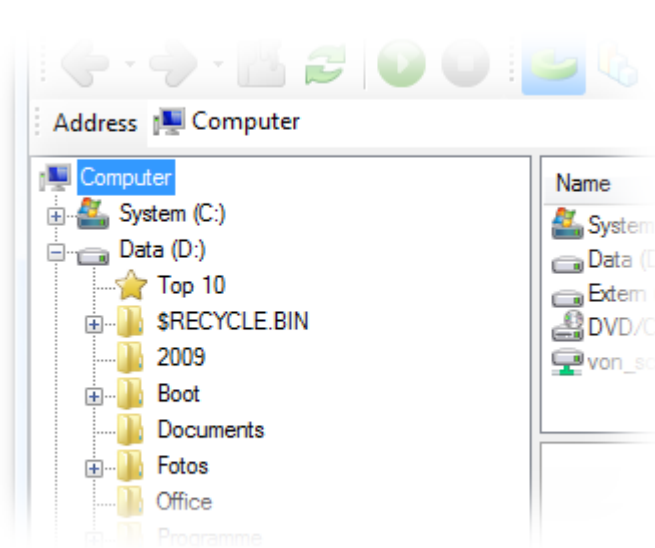
[Analyzing folders](#)

Getting started

Analyzing drives

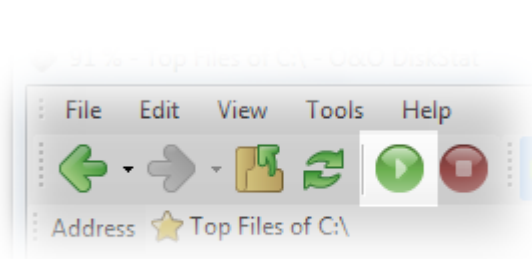
To analyze a drive, please follow these instructions:

- Start O&O DiskStat. After startup O&O DiskStat shows a chart displaying used and free space on the selected drive.
- Select a drive you would like to analyze in the Treeview on the left-hand side.



Treemap to navigate through your computer

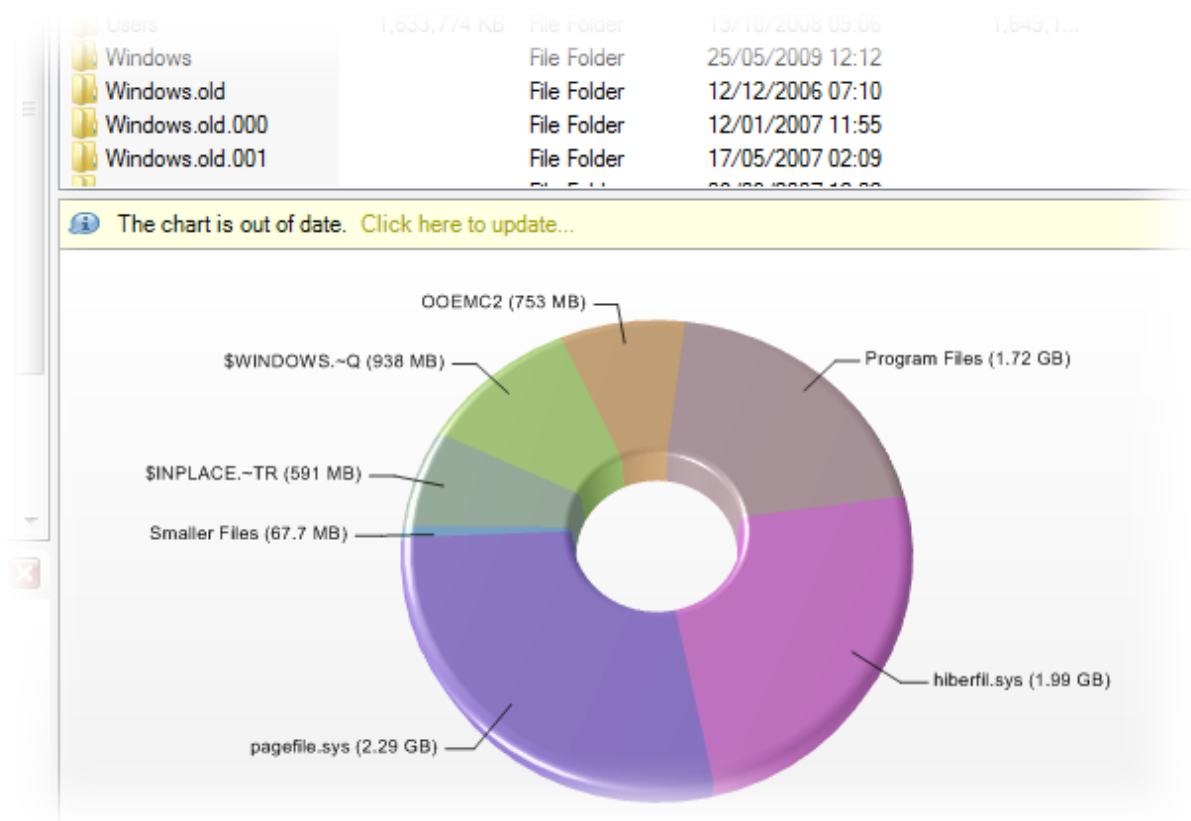
- then click Start analysis in the toolbar.



Toolbar with analysis function

A chart will appear displaying the respective space usage and allocation.

Getting started



Doughnut Chart of Drive or Folder

The Status Bar displays a progress bar indicating the status of the analysis.

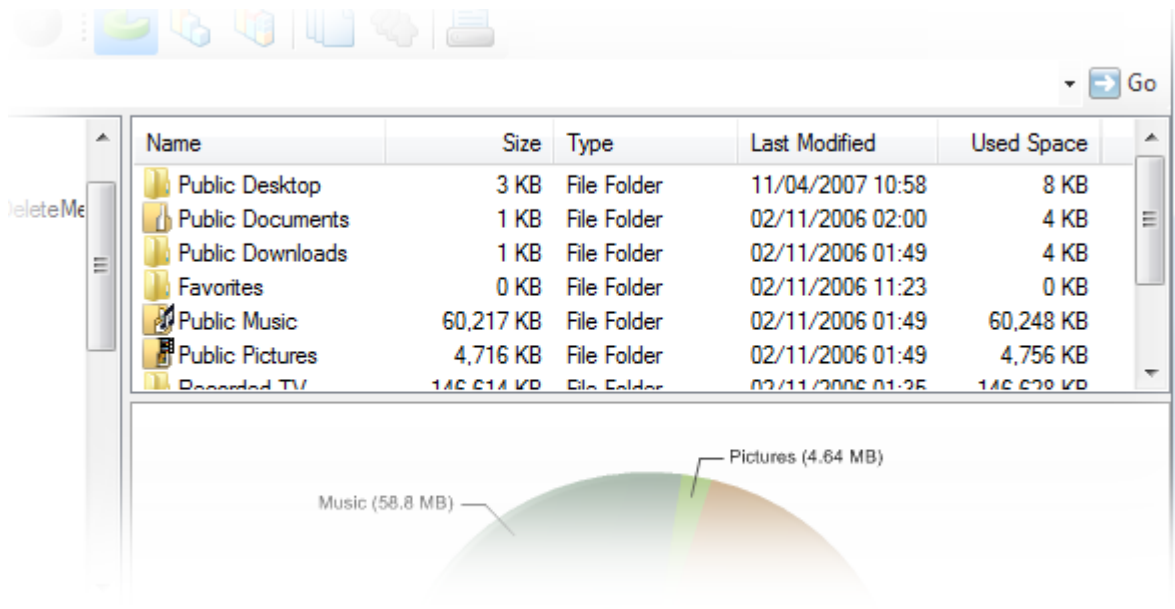
Tip: If you wish to analyze every hard disk, click on My Computer and start the analysis from there. Depending on the size of the disks, this procedure can take several minutes.

Analyzing Folders

To analyze folders, proceed as described in Analyze Drives, following these steps:

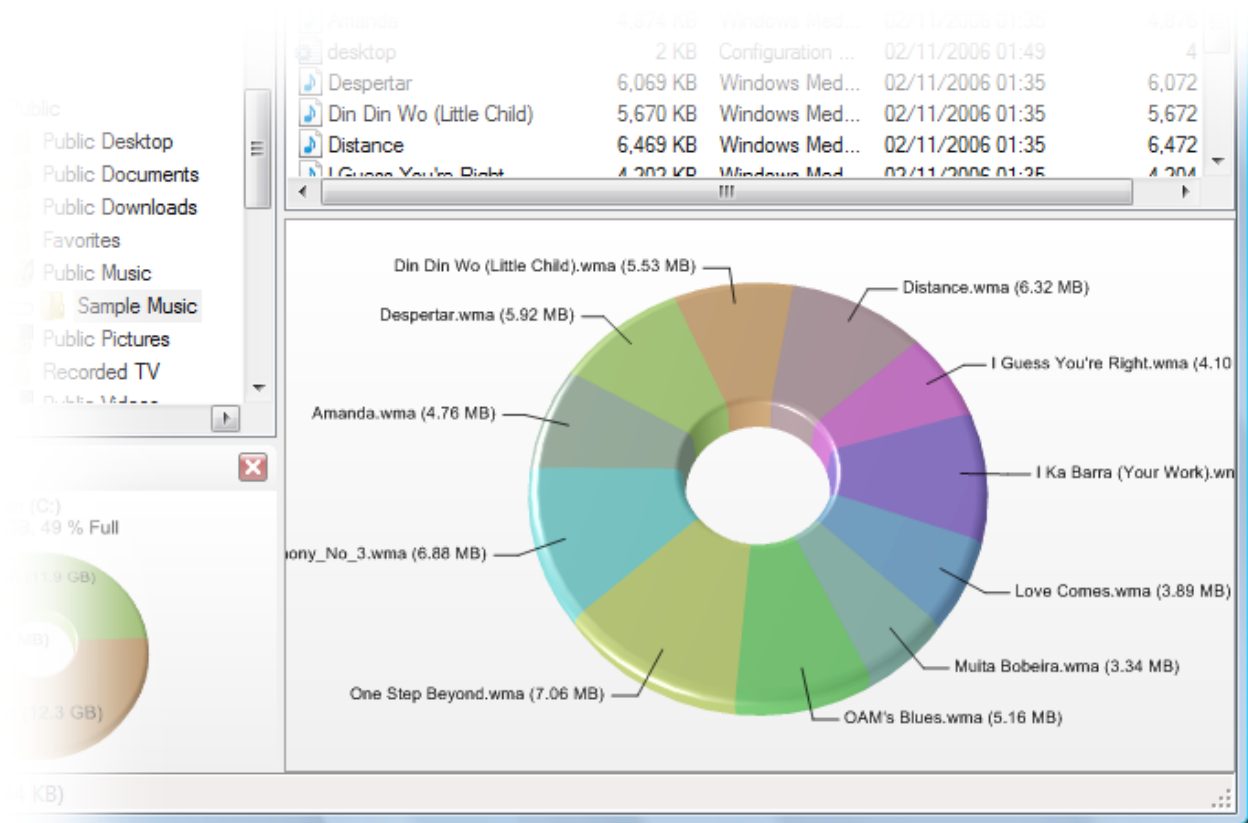
- Double click in the list with the folders and files on a folder of your drive.

Getting started



List of folders and files of your drives.

- A chart will appear displaying the respective space usage.



Doughnut Chart of a Folder

Getting started

- In the bottom left corner of the screen is a “Summary” which displays the space usage of the entire drive in relation to the currently selected folder.

If you've already analyzed your entire drive, the diagram for each corresponding folder will be immediately displayed, without your having had to analyze it previously.

Understanding the chart

The chart displays files or folders and shows their comparative sizes. Individual sizes are shown in the labels. Smaller files and folders are lumped together and displayed as such. Under Tools/Options you can determine up to which size, in percentage, smaller files/folders should be displayed. You can set the chart type (doughnut, bar or tree map) in the toolbar or under View/Diagram/Select diagram type. Each chart is designed interactively. By double clicking on an individual folder in the chart, this folder will then be displayed as a chart itself.

More:

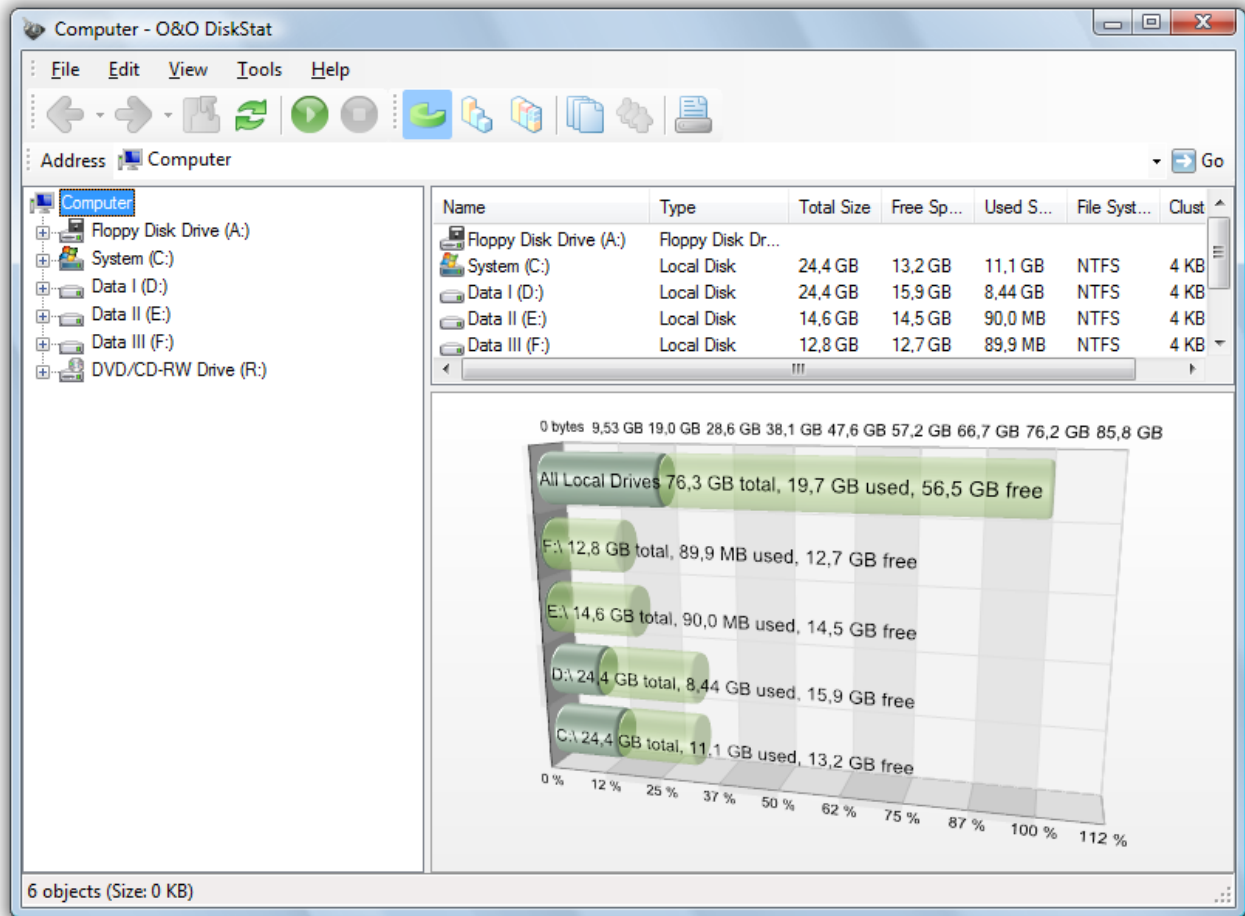
[Overview of the hard disk](#)

[Treemap](#)

Overview of the Hard Disk

The start screen of O&O DiskStat displays an overview of used and free space on all drives. The trial version of O&O DiskStat will display the system drive (normally C:) only.

Getting started

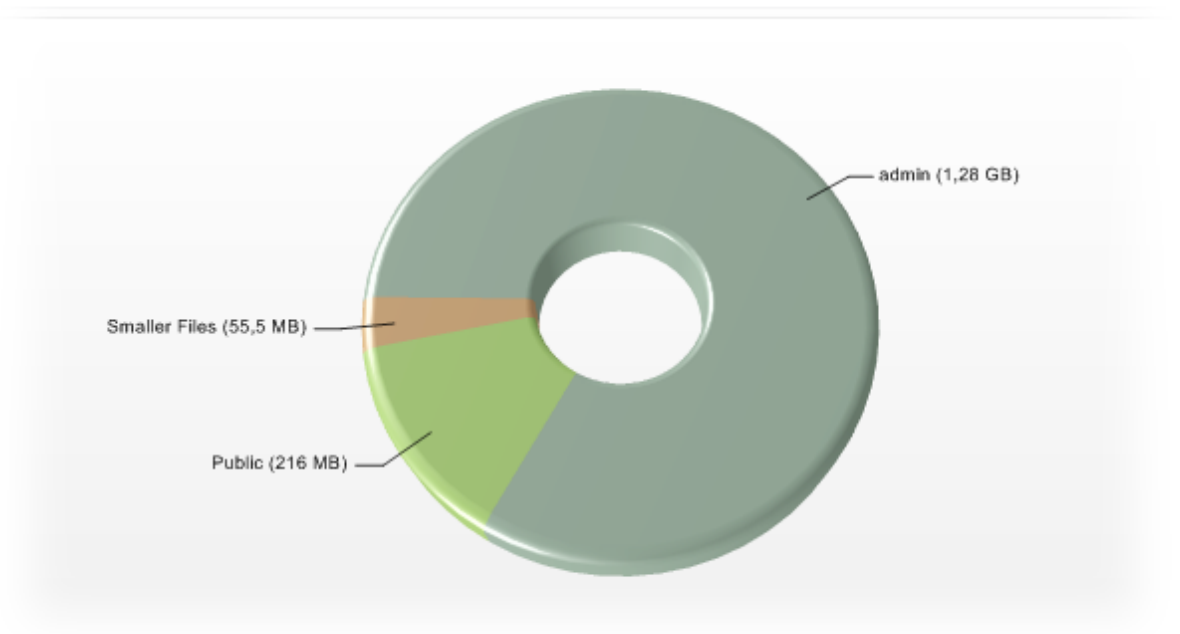


Overview of the Hard Disk

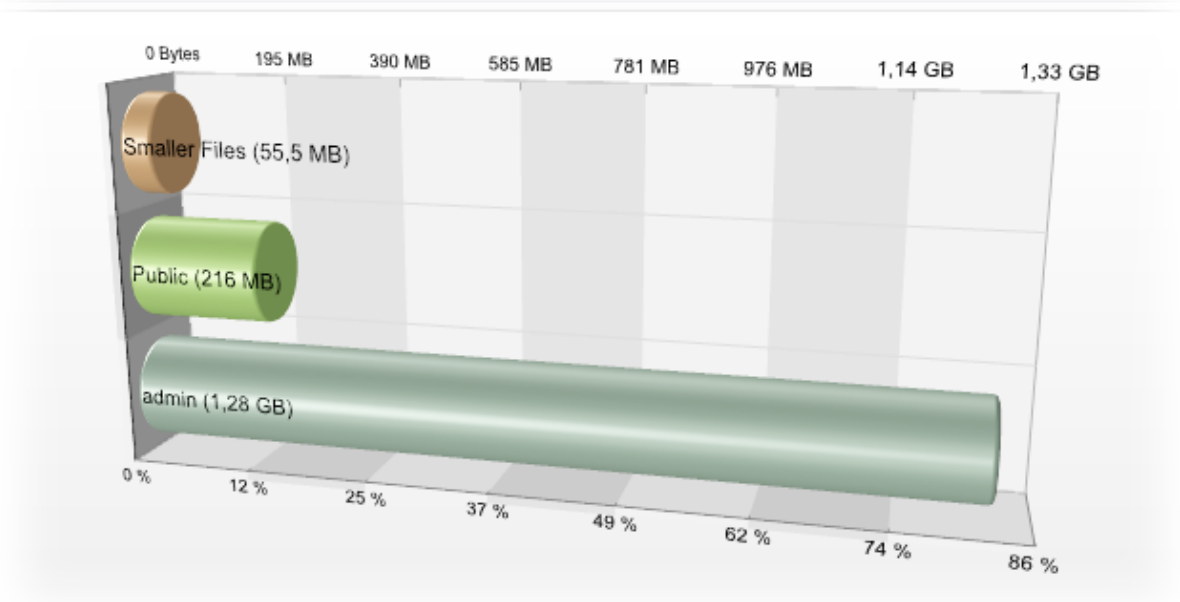
Select chart type

Three chart types can be selected: doughnut, bar and treemap. You can setup the chart type in the toolbar or under View/Chart/Chart type.

Getting started



Doughnut diagram



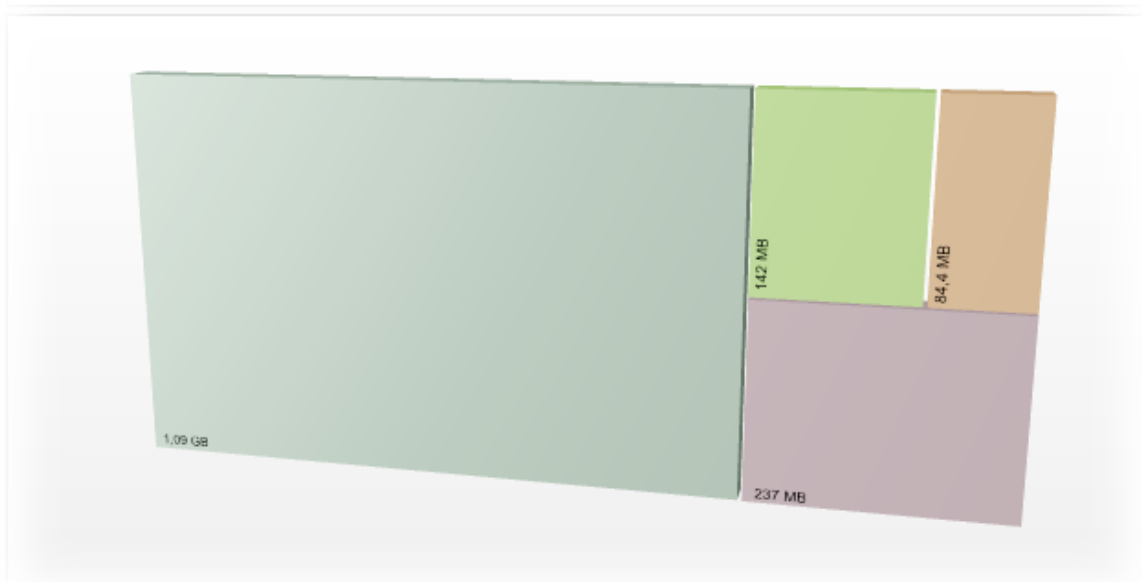
Bar diagram

More:

[Treemap](#)

Treemap

The treemap display provides a quick overview of the entire tree structure of a drive or folder. In contrast to the other charts, the treemap also displays sub-files and sub-folders. This allows you to easily identify space wastage located deep within a file system. The file or folder concerned occupies varying amounts of space in the chart, depending on its size. You can determine the maximum depth at which you would like the file or folder to be identified under Tools/Options.



Treemap

Deleting Superfluous Data

Upon completing an analysis, you can delete selected files and folders:

1. In the chart, right-click the file or folder you wish to delete.
2. Select Delete from the context menu.
3. Confirm this in the pop-up window.
4. The selected folder will then be deleted and placed in the Recycle Bin.

You cannot uninstall programs through the Chart. This must be carried out under the Control Panel of your computer.

Advanced settings

This chapter will inform you on how to set up your individual settings.

More:

[Display details of files and folders](#)

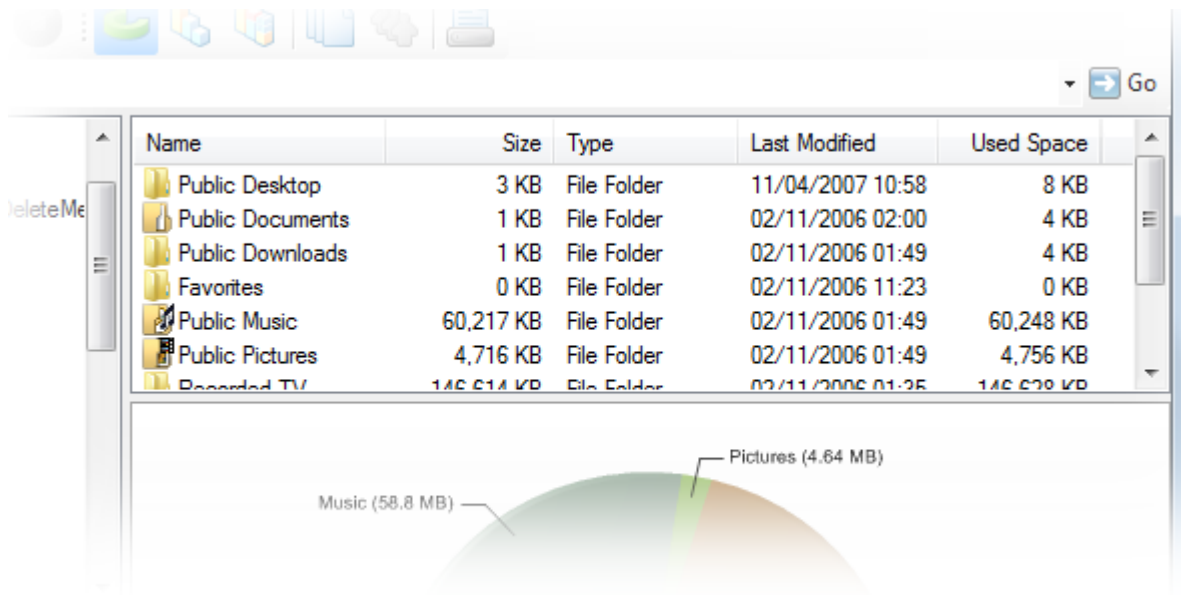
[Display chart of an entire drive](#)

[Chart Settings](#)

[Print/Save/Copy a chart](#)

Display details of files and folders

File view allows for different drive details or underlying folders to be displayed in a list. The details depend on the analysis level, i.e. My Computer (highest level), Drive, Top n or Folder. You can find the different properties by going to the Menu and selecting View/Choose Details.



Folder and file view

Name	Name of Drive or Folder, e.g. Volume (E:)
Size	Size of Drive/Folder/File

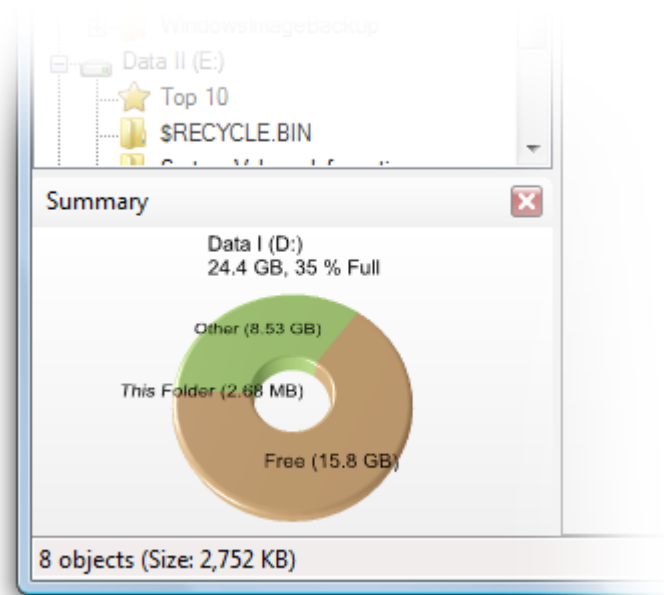
Type	Type of Drive/Folder/File, e.g. „Word Document“
Last modified	Date last changed
% of parent folder	Size of File/Folder as percentage of Parent Folder
% of drive	Size of Folder/File as percentage of used space on drive
Size of files	Size of all files in actual folder (not in subfolders)
Size of subfolders	Size of all subfolders in the actual folder
% of files	Size of all files in the same folder as actual file, as percentage
% of subfolders	Size of folder as a percentage of all other Subfolders
% of Total Drive	Size of Folder/File as a percentage of the entire drive (free and used)
Owner	Name of creator of file or folder
Attributes	Meta information of file or folder
Free space	Free space on a particular drive
Used space	Hard disk space being used by the Folder/File. With NTFS file systems, size is normally rounded up to 4KB (cluster size), so a 1 Byte file occupies 4 KB of the hard disk.
File system	e.g. NTFS or FAT32
Cluster size	The smallest unit of memory on the hard disk. With NTFS File Systems, normally 4KB. Every file on the hard disk occupies at least this amount of space.
In folder	Path to specified file (only with Top n)

Display chart of an entire drive

The window in the bottom left corner shows a summary chart for each current analysis. You can see the amount of free or used space on the drive and how much the current folder is using. You can see how much

Advanced settings

free storage space is available in the drive and how much of it is used by the currently analyzed folder "this folder".

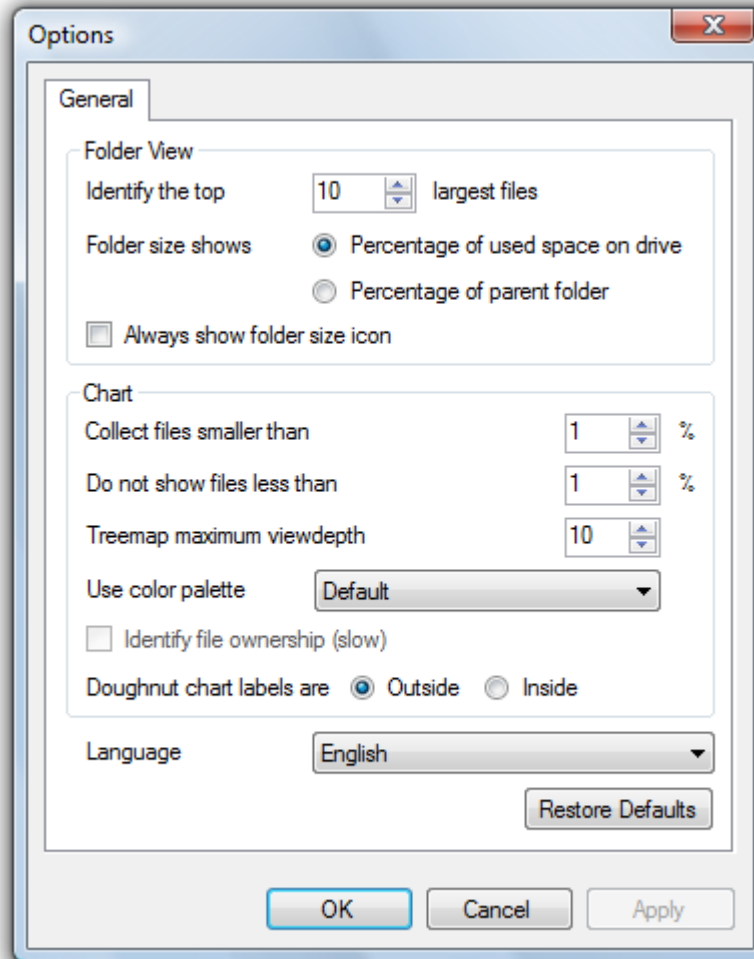


Summary chart

Chart settings

O&O DiskStat enables you to choose from various different diagram settings.

You can set them under Extras/Options.



Options

More:

[Display Sub-charts](#)

[Select chart type](#)

[Display smaller files and folders](#)

[Select number of folders in a chart](#)

[Set chart colors](#)

Display Sub-Charts (Chart Navigation)

The charts are interactive. By double clicking on a certain area you can display a chart to maximize readability of the chart. This enables you to navigate to the smallest of Subfolders.

Advanced settings

Display smaller files and folders

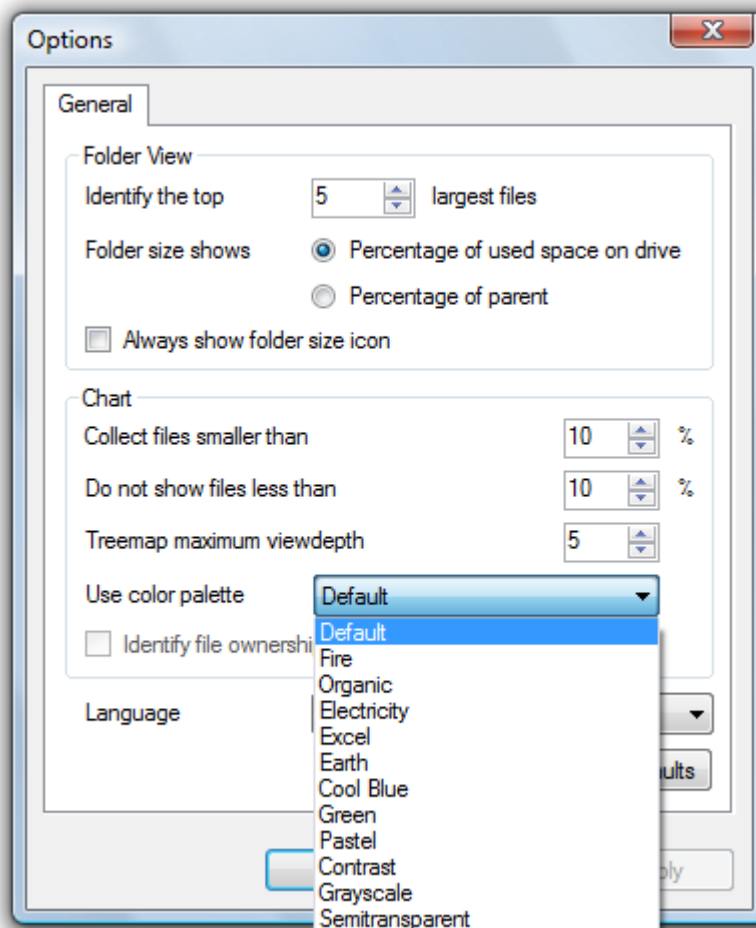
Smaller files and folder will be summarized in the chart to guarantee a clear overview. Under Tools/Options, you can set the minimum size of these files and folders so that they can also be displayed in the chart.

Select number of folders in the chart

By default, a chart will display the top 10 largest folders/files. If you want to change the number of folder views, please enter the desired number under Extras/Options. If you increase the amount to be displayed, you must repeat the analysis in order to get the appropriate results.

Set Chart Colors

Under Tools/Options you can determine the colors of a chart.



Select from color palette

Print/Save/Copy a chart

There are several options available in the file menu or chart context menu:

- Print chart
- Save chart
- Copy chart

Select Language

In the menu under Tools/Options, you can choose between the English or German languages. The Standard Option means O&O DiskStat will attempt to adopt the language of your computer's system settings. Should you change the language settings, you will need to restart the program in order for the settings to take effect.

Arrange by Type or Owner

If you are the owner of a Server Edition, you can select how files and folders should be organized within a chart under View/Chart/Group. The options are:

- Size depending on the type: file types taking up the most space will be displayed.
- Size depending on the owner: this option is especially suited to, e.g. company networks. It displays which user has the largest files. In order to enable this method, the option Identify Ownership must first be selected under Tools/Options. Please note that this can slow down the process of analysis.

View/Save/Print Reports

Owners of an O&O DiskStat Server Edition can view reports.

- View reports: under File click Report/View report. A report will then appear which shows the largest files/folder of the analyzed drive.
- Save reports: under File click Reports/Save as. You can then select the format under which the report should be saved (XML or HTML).
- Print Reports: under File click Report/Print. You can also preview a print request under File/Report/Print Preview.

Note: A complete report is created once an analysis is finished.

Support and Contact

learn more about O&O DiskStat, please visit our website <http://www.oo-software.com> and get the latest information about product developments and support. Also included on our website are regularly updated FAQs and Knowledge Bases that address the most common problems and questions regarding our products.

All registered customers receive installation and product support, free of charge, for the first 90 days after registration. When contacting our Support Team, please remember to have your registration code available.

In addition, it may be helpful to read the Frequently Asked Questions (FAQ) section of our website before contacting our Support Team. It is always possible that your specific question or problem may have already been addressed.

O&O Software GmbH

Address: Am Borsigturm 48 • 13507 Berlin • Germany

Tel: +49(0)30 4303 4303

Fax: +49(0)30 4303 4399

Web: www.oo-software.com

E-Mail: sales@oo-software.com

More:

[Authorized Resellers](#)

Authorized Resellers

Our authorized resellers, in over 30 countries, stand ready to assist you with answers to any questions regarding the licensing and purchase of our software products. Their names and addresses may be found on our website, under the heading "Partner - Find Resellers". We would also be more than happy to assist you in finding the partner closest to you.

Online-Registration

In order to register an O&O Product online, you'll need the registration code that you received at the time you purchased your product. This registration code is also called a license key, a serial number or product ID.

If you'd like to register, start the O&O program. The questions related to online registration always appear at the start, provided you haven't registered online.

More:

[What are the advantages of online registration at O&O?](#)

[How does online registration work?](#)

What are the advantages of registering online with O&O?

Online registration gives you the benefit of having your customer data kept safely on our files, which means we can provide you with even better service. This comes in very handy if, for example, you're unable to find the access code to your product. The access code is needed for making Updates or reinstalling the O&O programs on your computer if it ever needs to be set-up again.

Further advantages will let you:

- Be supplied with the latest information about our products
- Make free updates on new versions of purchased items (minor updates)
- Upgrade to a new version at a special discount price (major update)
- Obtain support from our Customer Service
- And much, much more...

How does online registration work?

If your O&O program was purchased on our Online Shop, you've automatically registered with us. If it was purchased through a Dealer, you'll be asked during installment if you'd like to register. You then have the option of either registering immediately or at another time. All you'll need is a functioning Internet connection and a valid license key.

You may also complete the registration form right here:

<http://www.oo-software.com/register>

Just return the completed online form by clicking "Send" and you'll be eligible to take full advantage of our O&O Customer Service.

End user license agreement (EULA)

O&O Software

General and Specialized Section

END USER LICENSE AGREEMENT (EULA) - GENERAL SECTION

IMPORTANT - PLEASE READ CAREFULLY

This End User License Agreement (EULA) is organized into 2 sections: a general part, which is valid for all O&O products, and a specialized part, which includes the particular terms of each corresponding product. By accepting both parts of the license terms they automatically form part of your contract with O&O Software, Am Borsigturm 48, 13507 Berlin. If you have any questions regarding this contract and the license terms, our Service Team is available to help you under info@oo-software.com.

The software product is protected by copyright laws and international copyright contracts as well as other laws and agreements concerning intellectual property.

1. Object and form of delivery

(1) You receive the software covered by the contract in executable form (Binary code) together with the relevant documentation released by O&O according to Section (6).

(2) The software provides the range of functions described in the given documentation. The documentation regarding functionality may be consulted prior to concluding the contract in the internet presentation on the following site <http://www.oo-software.com/>.

(3) Delivery will be made according to the way in which you have purchased the software, either by having a disk directly handed over or sent by mail to an address you have supplied or through the forwarding of license as well as any required download information to a given E-mail address.

(4) If you are currently receiving updates as part of a maintenance agreement, these will continue to be supplied in the same way as the initial software delivery, i.e., for a disk sent by mail, a disk containing the update will be sent to the given address: for electronically delivered keys, a key for downloading updates will be sent to the given E-mail address.

(5) Changes to the delivery or E-mail address can only be taken into consideration when they are supplied in writing or by E-mail to the address or E-mail address indicated on <http://www.oo-software.com> at least two weeks before delivery of the update.

(6) A printed copy of the documentation will not be included in delivery. The documentation consists primarily of electronic aids.

2. Requirements for application (system requirements)

(1) Installation of the software is not part of the agreement.

(2) Depending on the software, there are certain system requirements that must be met in order to use the software according to the terms of this contract. These will be defined according to each product in the specialized section of this contract.

3. Rights of use, including test versions, unauthorized transfer, and application

(1) O&O grants you, upon payment of the agreed one-time fee, a permanent, spatially unlimited and non-exclusive right to use the software.

End user license agreement (EULA)

(2) Test versions - if you have installed a test version of one of our products taken from the O&O Website <http://www.oo-software.com/>, the right of use will be, according to the program, for a limited time only and/or technically restricted.

(3) One copy of the software is entitled to be used on a maximum of one (1) output device/workstation simultaneously.

(4) If you want to use the software on more than one output device/workstation, the rights of use must be extended accordingly. To find out which O&O products are also available as volume licenses, please consult (<http://www.oo-software.com/>). The separate price list concerning O&O Volume Licenses will apply to extending the rights of use without redelivery.

(5) Any use beyond that agreed upon in the contract is one in violation of the contract. In such a case, you are required to report this use that exceeds the rights of use to the supplier without any delay. The parties will then try to bring about an agreement for extending the rights of use. For the duration of the excessive usage, i.e., until the conclusion of such an agreement or the cessation of the excessive usage, you are required to pay compensation for this excessive usage according to the amount indicated in our price lists. The amount of compensation will be calculated on the basis of a four year, straight-line depreciation. If we are not informed of the excessive usage, a contract penalty in the amount three times the price of the usage indicated in the price list will be due O&O.

(6) You are entitled to create a backup copy of the software and to conduct ordinary data backups. The creation of more copies than the amount needed for the backing up of any future usage (including the backup copies and data backups) is not allowed.

(7) Copyrights and other trademarks within the software may not be altered or removed. They must be transferred onto every copy of the software.

(8) Unauthorized transfer - only when you have purchased the software with an accompanying disk are you permitted to transfer it and then, only under the following conditions: a resale of the software is only permitted when it involves an entire software copy, i.e., by surrendering your own usage of the purchased copy, you are entitled to transfer these rights of use of the disk onto a third party according to the terms of the agreement existing between you and O&O. When making such a transfer, you are required to hand over to the third party all materials related to the software that are covered in the contract and to delete the software from any storage volumes (e.g., hard disks) remaining in your possession.

(9) Unauthorized rental and service - The purchase of this contract does not entitle you to any public transfer or rental of the software. You are also not entitled to include the software as part of your providing services for and in the presence of any third parties. You may purchase an appropriate license from O&O for doing this.

4. Payment

(1) The prices are given with the corresponding sales taxes included, unless otherwise indicated.

(2) Test versions - Downloads of test versions offered by O&O are provided free of charge, unless otherwise indicated.

(3) If you receive updates of your programs as part of a Maintenance Agreement, the terms of payment in these contracts will apply to these Maintenance Agreements.

(4) O&O is entitled to forward any data it has received onto third parties requiring it for purposes of collection.

(5) Until payment is made in full, O&O retains possession of all rights, particularly those concerning copyrighted rights of use, on the materials included in this contract. O&O is specifically entitled to cancel a

contract, for example, when your payment is delayed, it prohibits the further using of the software and demands the surrendering of all copies or this being impossible, to demand their deletion. Should a third party have access to the object of purchase before payment is completed for the contractual software, you are required to inform this third party about the object being the property of O&O and to inform O&O, in writing, about the third party's access.

5. Material defect and defect of title

(1) The software package or download you receive is free of any material defect or defect of title.

(2) A material defect exists when the software is unable to be used as described in the documentation appearing on the website and included in delivery or available for downloading.

O&O is constantly checking to make sure that other sources are not misrepresenting the functions and properties of the software as described in the documentation. You can therefore assume that any descriptions beyond those found in the software documentation have not originated with O&O and are also unknown to it. Please inform O&O if you learn of any software descriptions that include functions and properties not mentioned in the documentation.

(3) Please inform O&O if you learn of any software descriptions that include functions and properties not mentioned in the documentation.

(4) Any claims concerning defects of material and/or title related to the software have a limitation period of two years subsequent to delivery of the program or transmission of the serial number needed for downloading. If you are not a private individual, the warranty period is shortened to one year.

If O&O has fraudulently concealed a material defect, a three year limitation period will cover claims related to this defect.

Payment for compensation that you might have been entitled to as a result of cancellation or an abatement can be refused upon expiration of the limitation period.

(5) You are required to inform O&O, in writing if possible, of any defects that arise immediately upon their discovery. While doing so you should also describe, as well as possible, how the defect is communicated, the effect it has on the program, and under which circumstances it occurs.

(6) Should defects be reported to O&O within the limitation period, it will undertake a cure free of charge.

(7) As part of the cure, the corrected software will be redelivered as agreed. An on-site analysis and correction of the error on your system will not take place.

O&O assumes the ensuing expenses for the cure, in particular the costs for transport, labor, and material. You are personally responsible for installation. O&O specifically does not assume on-site installation as part of its obligation with regard to defects of material or title.

Should a change of the program be required as part of the cure, O&O will make the necessary changes in the documentation without any charges.

(8) After the unsuccessful expiration of a deadline you set for cure, you can cancel the contract or reduce the purchase price and demand compensation instead of service or the replacement of any futile expenditures.

(9) A deadline is not required when

a) O&O refuses both kinds of cure, even if it is entitled to do so as a result of the arising expenses or

b) the cure is impossible or

End user license agreement (EULA)

c) the cure is unacceptable to you or

d) the cure is unsuccessful.

A subsequent improvement is considered a failure after the second unsuccessful attempt unless there is something particular about the type of software or the defect itself or the surrounding circumstances that would indicate otherwise.

(10) You are not entitled to cancel the contract if the defect is negligible, nor may you, in this event, demand compensation instead of full service.

(11) In the event of cancellation, compensation is due for any uses made. The compensation for use will be based on a four year, straight-line depreciation of the purchase price.

(12) As a result of the abatement, the purchase price will be reduced by the amount which is calculated for deducting the defect from the value of the software. The standard used will be its value at the time the contract was concluded. The amount, when necessary, is to be calculated by estimation. As a result of this reduction, any amount larger than that paid for the reduced purchase price will be refunded.

If it turns out that a reported problem did not arise as a result of a defect in the software and if you can be accused of malice or gross negligence, then O&O is entitled to invoice you for: 1) services; 2) the expenses for analysis and; 3) correction of the problem, according to the amount stated in the price list.

(14) The seller's warranty is canceled when changes are made on the software without expressed written consent or when the software is not used as intended or used in an improper software environment, unless you can prove that these facts had nothing to do with the problems that occurred.

6. Limitation of compensation

(1) O&O is liable for compensation for every legal ground to the extent described in the following provisions.

(2) The extent of liability of O&O for damages caused by malice or gross negligence arising from O&O itself or one of its vicarious or legal agents is unlimited.

(3) There is no limit to the extent of liability of O&O or any of its legal or vicarious agents for damages involving injury to life, physical well-being or health, or for simple breach of duty.

(4) There is unlimited liability for damages caused by serious organizational fault on the part of O&O as well as for damages arising from a missing guaranteed characteristic.

(5) For the breach of an essential contractual duty, O&O is liable for damages normally foreseen in a contract when none of the instances in provisions (2) - (4) applies.

(6) Any further liability for compensation is excluded, specifically excluded is liability without fault.

(7) Liability as defined by the product liability law remains untouched.

(8) If damage can be traced to have arisen through a fault on the part of O&O as well as on the part of yourself, you must have your share of the fault evaluated.

You are responsible for making a standard backup of your data at least once a day. For data loss caused by O&O, O&O is only liable for the expense of duplicating the data on your backup copies that need to be created and for the restoration of data which would have also been lost during a standard backup procedure.

7. Final provisions

(1) You may only balance claims from O&O with indisputable or legally valid claims.

End user license agreement (EULA)

(2) Changes and amendments to this contract must be made in writing. This also applies to changes to this provision.

(3) The contract is subject to German law. The uniform UN purchasing law (CISG) as well as the UNIDROIT Factoring Agreement of Ottawa do not apply.

(4) Any general terms and conditions on your part will not be applied.

In the event you are not a private individual or a resident of the Federal Republic of Germany, we agree that the district court in Berlin will be the competent court for litigation arising from this contract.

8. Contact

If you have any questions concerning the O&O Software License Agreement or wish to speak with O&O, please get in touch with us.

O&O Software GmbH, Am Borsigturm 48, 13507 Berlin, Germany.

Tel. +49 (0)30 4303 4303, Fax +49 (0)30 4303 4399

E-Mail info@oo-software.com / sales@oo-software.com, Web www.oo-software.com

END USER LICENSE AGREEMENT (EULA) - SPECIALIZED SECTION

O&O BlueCon

Important note on the Windows PE Start CD

The Microsoft® Windows™ Preinstallation Environment contained in this hardware or this software may only be used for starting, diagnosing, setup, restoration, installation, configuration, testing or disaster recovery.

NOTE: THIS SOFTWARE CONTAINS A SECURITY FEATURE THAT WILL CAUSE END USER'S SYSTEM TO REBOOT WITHOUT PRIOR NOTIFICATION TO THE END USER AFTER 72 HOURS OF CONTINUOUS USE.

Amendment to: 2. Requirements for application (system requirements)

The software requires the Windows 2000 (all Editions), Windows Server 2003 (all Editions), Windows XP (all Editions), Windows Vista (all Editions) or Windows Server 2008 (all Editions) operating systems. Usage within the terms of this contract is not achieved without the application of these operating systems.

The product at hand can only be employed according to the acquired license. The following license types exist for O&O BlueCon:

O&O BlueCon Admin Edition

You are authorized to install and use the software product on all computers a) in the possession of the company (legal person or natural person(s) in the case of corporations) owning the license and b) all located at a single site. This license is bound to a single natural person and is non-transferable.

O&O BlueCon Tech Edition

You are authorized to install and use the software product on all computers. This includes computers that do not belong to the company owning the license (also known as Service Technician's License). This license is bound to a single natural person and is non-transferable.

O&O CleverCache

End user license agreement (EULA)

Amendment to: 2. Requirements for application (system requirements)

O&O CleverCache Professional Edition

The software requires the Windows 2000 Professional or Windows XP (all Editions) or Windows Vista (all Editions) operating systems. Usage within the terms of this contract is not achieved without the application of these operating systems.

O&O CleverCache Server Edition

The software requires the Windows 2000 (all Editions), Windows Server 2003 (all Editions), Windows XP (all Editions), Windows Vista (all Editions) or Windows Server 2008 (all Editions) operating systems. Usage within the terms of this contract is not achieved without the application of these operating systems.

O&O Defrag

Amendment to: 2. Requirements for application (system requirements)

O&O Defrag Professional Edition

The software requires the Windows 2000 Professional or Windows XP (all Editions) or Windows Vista (all Editions) operating systems. Usage within the terms of this contract is not achieved without the application of these operating systems. Control of the program through a network management is not possible.

O&O Defrag Workstation Edition

The software requires the operating systems Windows 2000 (all editions), Windows Server 2003 (all editions), Windows XP (all editions), Windows Vista (all editions), or Windows Server 2008 (all editions). Usage within the terms of this contract is not achieved without the application of these operating systems. The O&O Defrag Workstation Edition may be used on computers with or without the user interface. You are entitled to control this program over the separately obtainable network manager.

O&O Defrag Server Edition

The software requires the Windows 2000 (all Editions), Windows Server 2003 (all Editions), Windows XP (all Editions), Windows Vista (all Editions) or Windows Server 2008 (all Editions) operating systems. Usage within the terms of this contract is not achieved without the application of these operating systems. The O&O Defrag Server Edition may be used on computers with or without the user interface. You are entitled to control this program over the separately obtainable network manager.

O&O DiskImage

Important note on the Windows PE Start CD

This note is only valid for the O&O DiskImage Professional and the Server Edition Start CD. The Microsoft® Windows™ Preinstallation Environment (Windows PE) is not a part of O&O DiskImage Express and the Workstation Edition!

The Microsoft® Windows™ Preinstallation Environment contained in this hardware or this software may only be used for starting, diagnosing, setup, restoration, installation, configuration, testing or disaster recovery.

NOTE: THIS SOFTWARE CONTAINS A SECURITY FEATURE THAT WILL CAUSE END USER'S SYSTEM TO REBOOT WITHOUT PRIOR NOTIFICATION TO THE END USER AFTER 72 HOURS OF CONTINUOUS USE.

Amendment to: 2. Requirements for application (system requirements)

O&O DiskImage Express Edition

End user license agreement (EULA)

The software requires the Windows 2000 Professional or Windows XP (all Editions) or Windows Vista (all Editions) operating systems. Usage within the terms of this contract is not achieved without the application of these operating systems. Control of the program through a network management is not possible.

O&O DiskImage Professional Edition and Special Edition

The software requires the Windows 2000 Professional or Windows XP (all Editions) or Windows Vista (all Editions) operating systems. Usage within the terms of this contract is not achieved without the application of these operating systems. Control of the program through a network management is not possible.

O&O DiskImage Workstation Edition

The software requires the operating systems Windows 2000 (all editions), Windows Server 2003 (all editions), Windows XP (all editions), Windows Vista (all editions), or Windows Server 2008 (all editions). Usage within the terms of this contract is not achieved without the application of these operating systems. The O&O DiskImage Workstation Edition may be used on computers with or without the user interface. You are entitled to control this program over the separately obtainable network manager.

O&O DiskImage Server Edition

The software requires the Windows 2000 (all Editions), Windows Server 2003 (all Editions), Windows XP (all Editions), Windows Vista (all Editions) or Windows Server 2008 (all Editions) operating systems. Usage within the terms of this contract is not achieved without the application of these operating systems. The O&O DiskImage Server Edition may be used on computers with or without the user interface. You are entitled to control this program over the separately obtainable network manager.

Amendment to: 3. Rights of use, including test versions, unauthorized transfer, and application

Creation and restoration of images

The source computer and each target computer are required to hold licenses, to create and restore images using O&O DiskImage. One license is sufficient under the previously mentioned terms, if the source and the target computer is one non-virtual workstation. Each virtual machine is seen as an independent computer; in other words, each virtual machine needs its own license.

O&O DiskRecovery

Amendment to: 2. Requirements for application (system requirements)

The software requires the Windows 2000 (all Editions), Windows Server 2003 (all Editions), Windows XP (all Editions), Windows Vista (all Editions) or Windows Server 2008 (all Editions) operating systems. Usage within the terms of this contract is not achieved without the application of these operating systems.

The product at hand can only be employed according to the acquired license. The following license types exist for O&O DiskRecovery:

O&O DiskRecovery Personal Edition

You are authorized to install and use the software product on only one computer. Other limitations may apply in the software itself. Please consult the software documentation for more information on these limitations.

O&O DiskRecovery Admin Edition

You are authorized to install and use the software product on all computers

End user license agreement (EULA)

a) in the possession of the company (legal person or natural person(s) in the case of corporations) owning the license and b) all located at a single site. This license is bound to a single natural person and is non-transferable.

O&O DiskRecovery Tech Edition

You are authorized to install and use the software product on all computers. This includes computers that do not belong to the company owning the license (also known as Service Technician's License). This license is bound to a single natural person and is non-transferable.

O&O DiskStat

Amendment to: 2. Requirements for application (system requirements)

O&O DiskStat Professional Edition

The software requires the Windows 2000 Professional or Windows XP (all Editions) or Windows Vista (all Editions) operating systems. Usage within the terms of this contract is not achieved without the application of these operating systems.

O&O DiskStat Workstation Edition

The software requires the operating systems Windows 2000 (all editions), Windows Server 2003 (all editions), Windows XP (all editions), Windows Vista (all editions), or Windows Server 2008 (all editions). Usage within the terms of this contract is not achieved without the application of these operating systems. The O&O DiskStat Workstation Edition may be used on computers with or without the user interface. You are entitled to control this program over the separately obtainable network manager.

O&O DiskStat Server Edition

The software requires the Windows 2000 (all Editions), Windows Server 2003 (all Editions), Windows XP (all Editions), Windows Vista (all Editions) or Windows Server 2008 (all Editions) operating systems. Usage within the terms of this contract is not achieved without the application of these operating systems.

O&O DriveLED

Amendment to: 2. Requirements for application (system requirements)

The software requires the Windows 2000 (all Editions), Windows Server 2003 (all Editions), Windows XP (all Editions), Windows Vista (all Editions) or Windows Server 2008 (all Editions) operating systems. Usage within the terms of this contract is not achieved without the application of these operating systems.

O&O Enterprise Management Console

Important note on the Microsoft SQL Server

This product uses the Microsoft SQL Server or Microsoft SQL Server Express Edition. To the extent that these programs are part of the installation of this product, the terms of their licensing related to the use of this software will also apply to the terms of this agreement.

The use of Microsoft SQL Server Express Edition is free of charge in conjunction with this product. The purchase of licenses for O&O Enterprise Management Console and related products is separate from any possible purchase of SQL Server products.

Amendment to: 2. Requirements for application (system requirements)

End user license agreement (EULA)

The software requires the Windows 2000 (all Editions), Windows Server 2003 (all Editions), Windows XP (all Editions), Windows Vista (all Editions) or Windows Server 2008 (all Editions) operating systems. Usage within the terms of this contract is not achieved without the application of these operating systems.

O&O FormatRecovery

Amendment to: 2. Requirements for application (system requirements)

The software requires the Windows 2000 (all Editions), Windows Server 2003 (all Editions), Windows XP (all Editions), Windows Vista (all Editions) or Windows Server 2008 (all Editions) operating systems. Usage within the terms of this contract is not achieved without the application of these operating systems.

The product at hand can only be employed according to the acquired license. The following license types exist for O&O

FormatRecovery:

O&O FormatRecovery Personal Edition

You are authorized to install and use the software product on only one computer. Other limitations may apply in the software itself. Please consult the software documentation for more information on these limitations.

O&O FormatRecovery Admin Edition

You are authorized to install and use the software product on all computers a) in the possession of the company (legal person or natural person(s) in the case of corporations) owning the license and b) all located at a single site. This license is bound to a single natural person and is non-transferable.

O&O FormatRecovery Tech Edition

You are authorized to install and use the software product on all computers. This includes computers that do not belong to the company owning the license (also known as Service Technician's License). This license is bound to a single natural person and is non-transferable.

O&O MediaRecovery

Amendment to: 2. Requirements for application (system requirements)

The software requires the Windows 2000 (all Editions), Windows Server 2003 (all Editions), Windows XP (all Editions), Windows Vista (all Editions) or Windows Server 2008 (all Editions) operating systems. Usage within the terms of this contract is not achieved without the application of these operating systems.

O&O PartitionManager

Important note on the Windows PE Start CD

The Microsoft® Windows™ Preinstallation Environment contained in this hardware or this software may only be used for starting, diagnosing, setup, restoration, installation, configuration, testing or disaster recovery.

NOTE: THIS SOFTWARE CONTAINS A SECURITY FEATURE THAT WILL CAUSE END USER'S SYSTEM TO REBOOT WITHOUT PRIOR NOTIFICATION TO THE END USER AFTER 72 HOURS OF CONTINUOUS USE.

Amendment to: 2. Requirements for application (system requirements)

O&O PartitionManager Professional Edition

End user license agreement (EULA)

The software requires the operating systems Windows 2000 (all editions), Windows Server 2003 (all editions), Windows XP (all editions), Windows Vista (all editions), or Windows Server 2008 (all editions). Usage within the terms of this contract is not achieved without the application of these operating systems.

O&O RegEditor

Important note for working with the Microsoft Windows Registry

Before making changes to the Microsoft Windows Registry (in the following Registry), you should prepare a backup copy of the Registry and ensure that you'll be able to restore the Registry if a problem should arise.

O&O formally declares that it is not responsible for damages arising from the improper use of O&O RegEdit. Changes to the Registry should only be made by experienced users who are aware of the consequences of such changes. A defective Registry can influence the entire stability of the system and lead to a crash of the computer or make it unable to start. This can further lead to loss of data.

Amendment to: 2. Requirements for application (system requirements)

The software requires the Windows 2000 (all Editions), Windows Server 2003 (all Editions), Windows XP (all Editions), Windows Vista (all Editions) or Windows Server 2008 (all Editions) operating systems. Usage within the terms of this contract is not achieved without the application of these operating systems.

Amendment to: 4. Payment

O&O demands no fee for the use of this license. In addition, a fee for this license and this program may not be demanded by any Third Parties, unless this is done with the expressed approval of O&O. When in doubt, please get in touch with us.

O&O RescueBox

Important note on the Windows PE Start CD

The Microsoft® Windows™ Preinstallation Environment contained in this hardware or this software may only be used for starting, diagnosing, setup, restoration, installation, configuration, testing or disaster recovery.

NOTE: THIS SOFTWARE CONTAINS A SECURITY FEATURE THAT WILL CAUSE END USER'S SYSTEM TO REBOOT WITHOUT PRIOR NOTIFICATION TO THE END USER AFTER 72 HOURS OF CONTINUOUS USE.

Amendment to: 2. Requirements for application (system requirements)

The software requires the Windows 2000 (all Editions), Windows Server 2003 (all Editions), Windows XP (all Editions), Windows Vista (all Editions) or Windows Server 2008 (all Editions) operating systems. Usage within the terms of this contract is not achieved without the application of these operating systems.

The product at hand can only be employed according to the acquired license. The following license types exist for O&O RescueBox:

O&O RescueBox Personal Edition

You are authorized to install and use the software product on only one computer. Other limitations may apply in the software itself. Please consult the software documentation for more information on these limitations.

O&O RescueBox Admin Edition

End user license agreement (EULA)

You are authorized to install and use the software product on all computers a) in the possession of the company (legal person or natural person(s) in the case of corporations) owning the license and b) all located at a single site. This license is bound to a single natural person and is non-transferable.

O&O RescueBox Tech Edition

You are authorized to install and use the software product on all computers. This includes computers that do not belong to the company owning the license (also known as Service Technician's License). This license is bound to a single natural person and is non-transferable.

O&O SafeErase

Amendment to: 2. Requirements for application (system requirements)

The software requires the Windows 2000 (all Editions), Windows Server 2003 (all Editions), Windows XP (all Editions), Windows Vista (all Editions) or Windows Server 2008 (all Editions) operating systems. Usage within the terms of this contract is not achieved without the application of these operating systems.

O&O UnErase

Amendment to: 2. Requirements for application (system requirements)

The software requires the Windows 2000 (all Editions), Windows Server 2003 (all Editions), Windows XP (all Editions), Windows Vista (all Editions) or Windows Server 2008 (all Editions) operating systems. Usage within the terms of this contract is not achieved without the application of these operating systems.

The product at hand can only be employed according to the acquired license. The following license types exist for O&O UnErase:

O&O UnErase Personal Edition

You are authorized to install and use the software product on only one computer. Other limitations may apply in the software itself. Please consult the software documentation for more information on these limitations.

O&O UnErase Admin Edition

You are authorized to install and use the software product on all computers a) in the possession of the company (legal person or natural person(s) in the case of corporations) owning the license and b) all located at a single site. This license is bound to a single natural person and is non-transferable.

O&O UnErase Tech Edition

You are authorized to install and use the software product on all computers. This includes computers that do not belong to the company owning the license (also known as Service Technician's License). This license is bound to a single natural person and is non-transferable.